


Better Remodeling

DESIGN LEADS
MATERIALS FOLLOW



WOLFWORKS

**BETTER HOME. BETTER LIFE.
BETTER PLANET.**



You're ready to renovate your home, and you sense it could be better in so many ways. This is your opportunity to think differently about how your house looks, works, and feels.

It's also a great time to think differently about the impact what we design and build is having on our planetary home.

Evergreen Guidance



Determining how best to make a good home better is a design process. Planning, then doing; becoming certain that you are pursuing the right project by assuring that you have thought clearly about what you plan to do.

We find that attention to the following design principles is likely to reveal robust and lasting, even surprising, design opportunities. Good designers are alert to these principles. Develop your project with these ideas in mind.

Guiding Principles

- 1 Don't start with a solution**
- 2 Work thru each layer of change**
- 3 Seek to understand and apply patterns**
- 4 Work with the grain**
- 5 Make the effort**
- 6 Do enough, but not more**
- 7 Change uses**
- 8 Break bad habits**
- 9 After using all you have... add a little**
- 10 Don't orphan space**
- 11 Make it better**
- 12 Connect with the site**
- 13 Know when to leave**
- 14 Above all, make it beautiful**



Don't start with a solution

The single biggest mistake people make in making changes to their homes is to begin with a solution. Statements like, "I need an addition" are often the best expression we can make that we are not satisfied with how things are. But try to back up and attempt to understand the conditions that imply that answer.

Then go further.

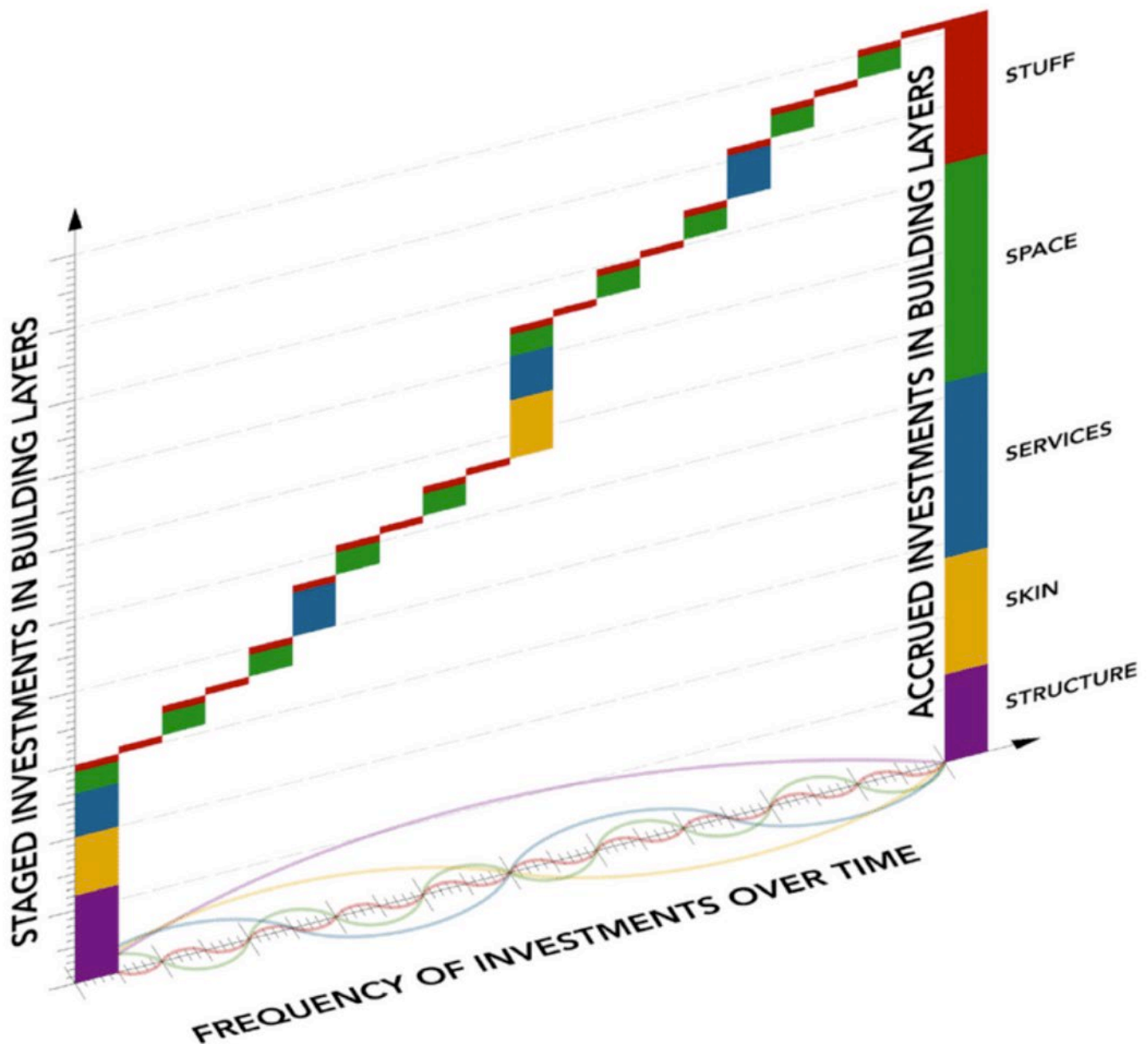
Ask about everything that needs attention. Look for overlap. Look for patterns. Look for opportunities in the space that already exists. Identify green goals. You may in fact need an addition. Or you may just need to accept that you never use your dining room and find all you need right there!



Work thru each layer of change

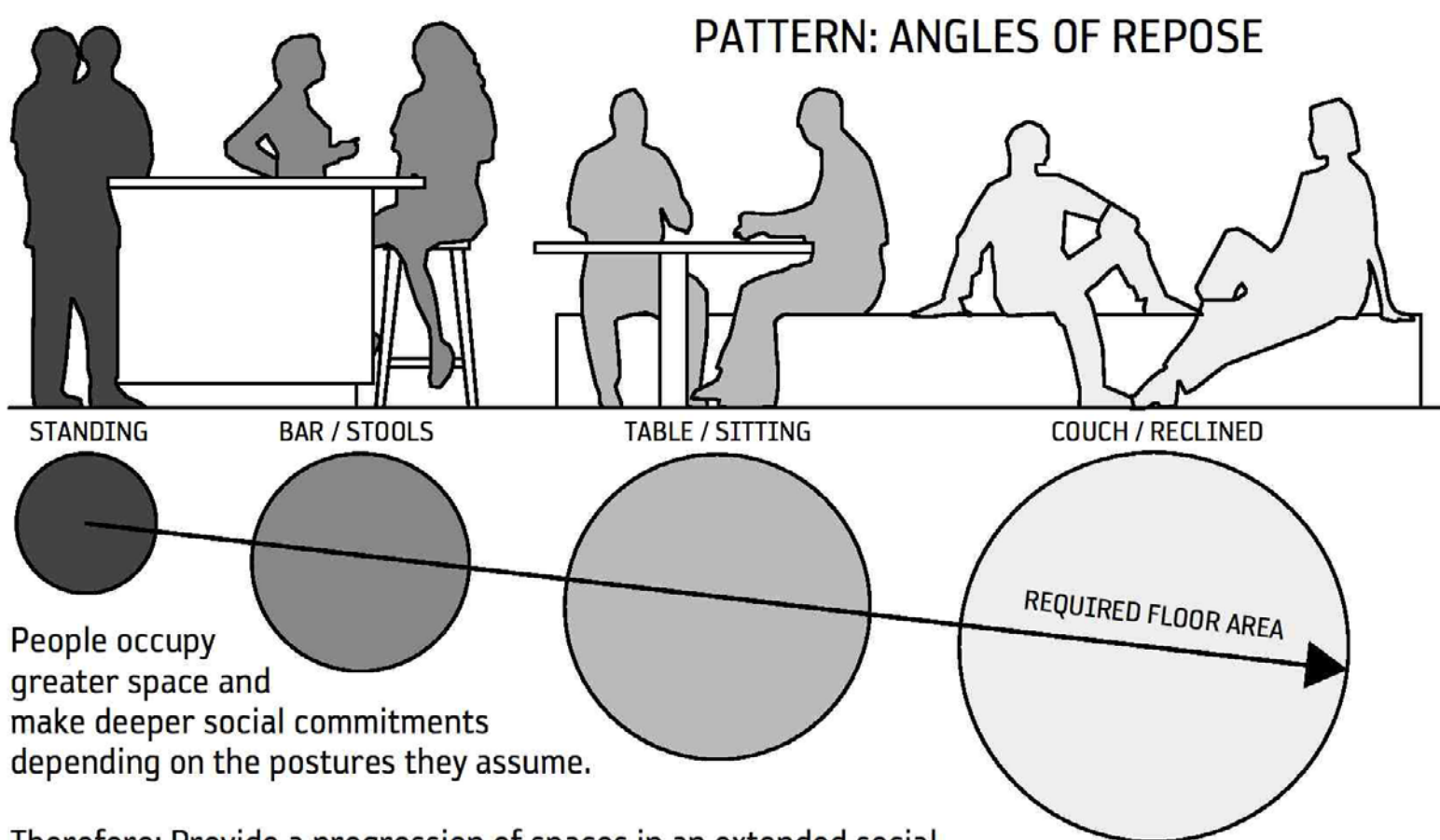
Stuff, Space, Services, Skin, Structure.

Each layer represents a degree of greater permanence. Be most deliberate about the things that last the longest and change the least. Investments there last longest, and may offer the greatest returns.



- + A location to which you are committed and is situated properly
- + A tight, super insulated, properly ventilated and durable shell
- + Efficient, simple and maintainable systems
- + Space that delights and serves the life of the household
- + Stuff this is beautiful, useful, and durable

Seek to understand and apply patterns



Therefore: Provide a progression of spaces in an extended social setting to accommodate these levels of comfort and engagement

Observe spaces working well in other homes and buildings and seek to understand underlying patterns. These include traffic flow, gathering space, ceiling height, alcoves, angles of repose; anything that you can notice that makes the space “work”. Observe the presence or absence of these patterns in your home and seek them as you plan.

The book “A Pattern Language” is the respected guide to this ability, while the more recent “Patterns of Home” provides a succinct and well illustrated residential focus.

Work with the grain



The woodworker studies the grain and works with it; the material volunteers to be used best by honoring the way in which it grew.

We do best to look to the form and flow of a home's structure to discover what it wants to give us: spaces that exist and traffic flows that work, views we like and sources of light we enjoy, areas of openness and privacy that are in place and available, either for new uses or to enhance and improve on existing ones.

The house offers us these without a fight; no need for new foundations or arduous demolition.

Make the effort

On the other hand, substantial effort may return even more substantial rewards. A single grand gesture can sometimes allow six other features to succeed that otherwise wouldn't.

Once you've squeezed all you can from what you have by working with the grain, if need be, get out the saw.



Do enough, but not more



Its tempting to anticipate and create space and function for every perceived eventuality. Be wary of temporary or overly specific needs. Assign spaces multiple functions. Give priority to enduring purposes. Do what present resources allow; everything does not need to happen all at once.

Satisfying and dramatic results can flow from simple change.



Change uses

Question the value of spaces you rarely use and consider alternatives. Informal lifestyles call into question the value of formal living rooms or two tables to gather at. We have converted formal living rooms into master suites and dining rooms into cozy TV spaces and home offices. Before adding space, make full use of what you have.

Break bad habits



Over time we adapt to our home's bad habits. Shoes pile up in a back hall. Clutter accumulates on a kitchen counter; all the result of design deficiencies we come to accept and adapt to. Our homes break us in. Recognize these routines and seek solutions that change them.



After using all you have... Add a little

Every design effort should begin by assuring that existing space is being used effectively and imaginatively. Often that effort alone will reveal that the space you have is all you need.

Sometimes the addition of only a few feet to the breadth of the home is enough to make magic happen. Don't assume you need a whole new room.

Don't orphan space



Too many projects create beautiful new spaces while leaving behind a chunk of valuable real estate that no longer has a purpose, or worse, duplicates what has been added; how many places can you sit?

Be careful to think about what becomes of old spaces as you consider adding new ones.



Make it better

By all means make it yours, but at the same time make it ours. Make it better. Many choices will endure well past your term of use. Create something enduring, or easily modified by those who'll be calling this home after you've moved on.

Look for solutions that deserve to last. Seek proven patterns of use and function. Act as a steward.

Connect with the site



No matter how small the opportunity, let the outside in. Create desirable outdoor “rooms” that are transparently accessible from within your home. Carefully frame desirable views rather than blast the facade with glass.

Ration your budget to assure that the site is attended to.

Know when to leave



When the effort and resources required to make suitable changes to your existing home become unreasonable, or require a configuration too idiosyncratic, it's probably time to find a more fitting alternative elsewhere. Leave what you have for someone it fits.

Building a new home is an option, allowing you to craft just what you need while baking in the health, comfort, durability, and energy security that comes with a high performance home.

Don't be lured by just that. Existing structures rooted in established neighborhoods long for the care, attention, and improvement that sustain communities. Your green sensibilities can be applied there as well, and may be just what they are waiting for.



Above all, make it beautiful

We pay attention to and care for the things we love. They nourish us. They inspire devotion. Everything we create, every choice we make, is an opportunity to generate beauty. Seek those opportunities in each decision.

Take time, take care, and invest appropriately.



You'll be our partner. We'll be your guides.

Wolfworks is a team of architects and builders collaborating as one. From the beginning you will be sitting side by side with your architect and builder. This communication makes a world of difference.

The difference matters. It's hard to imagine creating a truly satisfying project without investing time in thoughtful design, good communication, and a collaborative relationship.



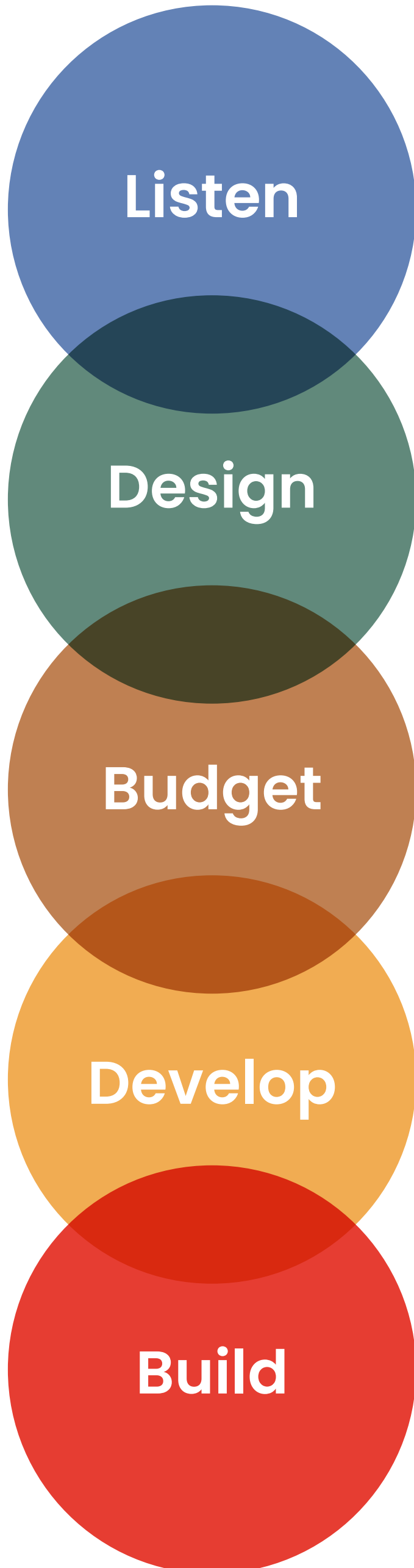
**Good Design
Leads. Better
Building
Follows.**

Design is a process of discovery that explores opportunities, tests their feasibility, and acknowledges constraints to arrive at a practical and achievable plan of action.

Design thinking minimizes uncertainty and risk by methodically balancing what's possible at what cost.

Step by step, you will be guided along a well charted path with five essential phases.

**5 STEPS TO SUCCESS:
DESIGN LEADS, BUILDING FOLLOWS.**



5 STEPS TO SUCCESS: DESIGN LEADS, BUILDING FOLLOWS.



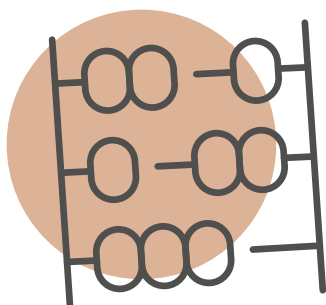
Listen

Every project begins with your story; we start with your “Why?” This framework of possibilities acknowledges constraints as well: technical, financial, regulatory; every project has boundaries.



Design

Within that framework we present solutions and explain their virtues. You're provided with a vision of what's possible. You react and if needed, we revise until you like what you see.



Budget


Based on the schemes that excite you, we produce budget frameworks that allow you to gain comfort with the project's financial scope, revised and refined if need be to assure that.

5 STEPS TO SUCCESS: DESIGN LEADS, BUILDING FOLLOWS.



Develop

With that clarity, you'll select products and finishes while we work out the details, all guided by the cost framework we've produced. Working together, we've set the stage for the project to be well managed.



Build

With clear instructions about what to build, we mobilize the tradecraft crew, schedule their work, and coordinate and manage every step of construction. You meet with us regularly as progress is made to be kept informed and engaged.



Design + Build = Value

When builders work side by side with architects and you, here's what happens:

The design is scrutinized for build-ability and cost from the beginning.

Trade partners expand our thinking with guidance from their practical experience. When it's time to build, they've been involved in the planning, engaged in the budgeting, and familiar with the project and its goals.

And you've had the chance to get to know each other, establishing a relationship of familiarity and trust before a nail is driven.



**“After you work with
Wolfworks your
expectations become
bigger. You never see a
house in the same way
again. Our house looks
exactly like what we
imagined, but it works
better than we knew it
could.”**

— Doug & Dina



Let's Get Started

The journey begins with a readiness to act.

When you're ready, we've designed a process of feasibility and orientation that applies our Better Home guidance to your journey to that better home. Our Project Snapshot is designed to provide you the information you need and the guidance you are missing to move forward with confidence.



Feasibility & Orientation

We've cleared your path

We start with Feasibility and Orientation. It is designed to provide you with the clarity you're seeking to confidently begin designing, and eventually building your better home. In this meeting you will:

Establish an "eyes wide open" understanding of the budget framework for designing and building your project

Gain insights that bring the project opportunities and challenges into focus

Receive an orientation to how design is integrated with construction to clear your path to a great home

Have a roadmap and itinerary to lead your way

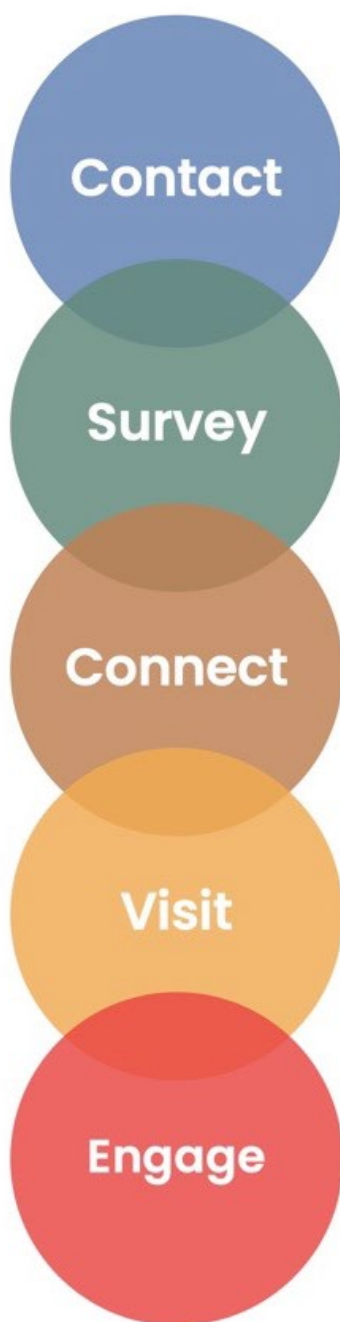
Receive your Project Snapshot report, providing the information you need and the guidance you're missing to gain the confidence to begin designing

Contact

jen@homesthatfit.com

or call 860-676-9238

5 STEPS THAT MOVE YOU FORWARD



Once you contact us our guidance begins

You'll introduce us to the project you're considering

You'll connect with the design team via zoom, or phone if you prefer

We'll meet to provide project feasibility and orientation and present your Project Snapshot Report

We'll invite you to an online hub just for your project to continue to engage

Let's work together to create
a **Better Home** for a **Better Life**
while reducing our impact for a
Better Planet

Design & Build Your Better Home



WOLFWORKS